



# A 101 On Residency Visas in The Little Isthmus

# Direct Flights from Canada and U.S.A. to Panama City




## USA

1. San Francisco
2. Los Angeles
3. Las Vegas
4. Chicago
5. Washington
6. Boston
7. New York (JFK)
8. Newark
9. Houston
10. Dallas
11. Atlanta
12. Miami
13. Orlando
14. Tampa
15. Ft. Lauderdale
16. New Orleans
17. Denver

## Canada

1. Montreal
2. Toronto

# When entering Panamanian territory, keep in mind that you need to present the following to the immigration official

- ▶ Tickets with return date
  - ▶ Proof of financial solvency (e.g. credit card, with statement showing available balance)
  - The passport must have been issued at least three months earlier.
  - The immigration officer will conduct a brief interview in order to determine whether or not the visitor is allowed to enter the country.
- 

**Panama Friendly Nations Visa**

**Retirement Visa**

**Panama Self Economic Solvency Visa**

**Qualified Investor**

**Short Stay as Remote Worker**




The process begins in your country of origin, by requesting the following essential documents which are applicable for all types of residency:

1. Passport valid for at least 3 months before entering Panamanian territory.
2. Criminal Record

**If you will have a dependent :**

1. Criminal Record for each family member over 18 years of age.
2. Current Marriage Certificate (minimum 3 months)
3. Birth Certificate
4. Certificate of Unmarried Status (in case of children over 18 and under 25)
5. Certification of the Academic Institution of the studies in course (children older than 18 and younger than 25 years)

# Legal formalities for documents generated abroad

- 1.They must be legalized at the Panamanian Consulate or apostilled.
  - 2.Criminal records are valid for 6 months.
  - 3.Marriage, bachelor and birth certificates are valid for 3 months.
- 

# Authentication of documents by Apostille

- An "Apostille" is a certificate authenticating the origin of a public document.
- They are issued in one country for use by another country where both are parties to the 1961 Hague Convention, also known as the Apostille Convention.
- It consists of certifying that the signature and seal of a public document has been affixed by a competent authority.
- This allows a national document to be recognized in a foreign country.
- If you have doubts about whether your country provides apostilled documents visit the website ([www.hcch.net](http://www.hcch.net)).



## The State of Maryland Office of the Secretary of State

This Apostille is not valid for use anywhere within the United States of America, its territories or possessions.

This Apostille does not certify the content of the document for which it is issued.

### Apostille

(Convention de La Haye du 5 Octobre 1961)

1. Country: United States of America  
This public document
2. has been signed by **Geneva G. Sparks**
3. acting in the capacity of **State Registrar of Vital Records**
4. bears the seal/stamp of the

Certified

5. at Annapolis, Maryland
6. the **1st day of August, 2014**
7. by The Secretary of State of Maryland
8. No. **360894**
9. Seal



10. Signature

A handwritten signature in black ink, appearing to read "Geneva G. Sparks".

Secretary of State


# Authenticating documents through a Panamanian Consulate (legalization)

- Any official document authenticated through the Panamanian Consulate must be an original document or a certified copy with original seal and signature.
- The legalization process is completed when the Authentications Department of the Ministry of Foreign Affairs of Panama authenticates the signature of the Panamanian consular officer. The legalization process can be avoided by obtaining an Apostille stamp.





# Documents generated in Panama

1. Copy of the entire passport duly certified by a Panamanian public notary.
  2. Health certificate issued by a qualified physician in Panama.
  4. Payment of US\$250.00 in favor of the National Treasury as a fee for the application for a migratory category.
  5. Payment of US\$800.00 in favor of the National Immigration Service as a repatriation deposit.
  6. Six passport size photos
- 

# Procedure for all resident permits



The procedure is carried out at the central offices of the National Immigration Service of the Republic of Panama.

The institution's headquarters are located at

Ricardo J. Alfaro Avenue  
Hour: 7 am to 7 pm

The presence of the foreigner in Panama is required in order to apply.

# First step in the National Migration Service



The passport got registered. The National Service puts a stamp with the number that links the proceedings with the petitioner

# Second Step



The lawyer present the residency visa

# Third Step



The petitioner obtained a procedure carnet for six months

# Fourth Step



After six months (sometimes less) the National Migration Service approve residence and gives the person a Resident ID, this maybe a permanent or provisional.

# Panama Friendly Nations Visa



## Countries that can apply for this residency



- ▶ Andorra
- ▶ Argentina
- ▶ Australia
- ▶ Austria
- ▶ Belgium
- ▶ Brazil
- ▶ Canada
- ▶ Chile
- ▶ Croatia
- ▶ Cyprus
- ▶ Czech Republic
- ▶ Denmark
- ▶ Estonia





- ▶ Finland
- ▶ France
- ▶ Germany
- ▶ Greece
- ▶ Hungary
- ▶ Hong Kong Special Administrative Region
- ▶ Ireland
- ▶ Israel
- ▶ Japan
- ▶ Latvia
- ▶ Liechtenstein
- ▶ Lithuania
- ▶ Luxembourg



- ▶ Malta
- ▶ Mexico
- ▶ Monaco
- ▶ Marino
- ▶ Montenegro
- ▶ Netherlands
- ▶ New Zealand
- ▶ Norway
- ▶ Poland
- ▶ Portugal
- ▶ Peru
- ▶ Serbia
- ▶ Singapore
- ▶ Slovakia




- ▶ Spain
- ▶ South Africa
- ▶ Korea
- ▶ Sweden
- ▶ Switzerland
- ▶ United States of America
- ▶ Uruguay
- ▶ United Kingdom

## Investment in Real Estate

- Acquire in cash or through a mortgage loan from a local bank in Panama a property with a value greater than US\$200,000.00




## Time Deposit

- ▶ Minimum investment US\$200,000.00
  - ▶ Deposit in a Panamanian bank
  - ▶ Free of Taxes
  - ▶ A minimum term of 3 years
  - ▶ Personal or legal investment (foundation, corporation, limited liability company, etc).
- 

# Retirement Visa




# Requirements

- ▶ Retirement or pension for life, in an amount greater than US\$1000 per month.
  - ▶ Retiree status must be accredited by the Social Security of the applicant's country or a private company in charge of administering the funds duly accredited for this purpose in that country.
  - ▶ The applicant must prove continuous pension or retirement deposits received on a monthly basis.
- 

# Tax Exemptions

As a qualified “Panama pensionado visa” holder, you will be entitled to:

- ▶ A one-time exemption of duties (taxes) on the importation of household goods up to US\$10,000 in total value.
- ▶ 100% duty exemption on the importation or purchase of an automobile every 2 years.





# Panama Self Economic Solvency Visa




Only requires: \$300,000 USD investment.

This visa has 2 options in order to qualify:

- Long term bank deposit
- Real Estate Property



- Long term bank deposit
  - A foreigner needs to Invest a minimum of US\$300,000.00 in a long term bank deposit for a minimum of 5 years.
  - The applicant must invest an additional US\$2000 for each dependent.
  - The long term bank deposit must be in the applicant's personal name.
  - The monthly interest earned from the 5 years long term bank deposit can be deposited into any Panama bank savings account.
  - The earned interest is not subject to income taxes.
- 

## Real Estate Property

- Invest at least \$300,000 into titled real estate property in Panama.
- This must be cash equity, as the loan amount from a mortgage will not qualify.
- Additional \$2,000 USD must be invested for each dependent.



- ▶As opposed to a CD, the titled Panama real estate can be in either the individual's name or in a Panama Foundation's name as long as the applicant is either a beneficiary or the founder.
- ▶Title in a Panama Trust or Panama Corporation will not qualify.
- ▶The primary applicant must still provide proof that he or she will be able to economically support him or her and the family.



**Panama Friendly Nations  
Visa**

“Provisional Processing Card” and Multiple Entry-Exit Visa (valid for 6 months) ..**CARNET DE TRAMITE**

When the Visa is approved, Immigration Office issues **residency card by 2 year.**

Upon expiration of this term, a second request may occur, to opt for permanent residence.

“Provisional Processing Card” and Multiple Entry-Exit Visa (valid for 6 months) ..**CARNET DE TRAMITE**

When the Visa is approved, Immigration Office issues **permanent residency card.**

**PANAMANIAN CEDULA**

**Retirement Visa  
(Jubilado Pensionado)**

“Provisional Processing Card” and Multiple Entry-Exit Visa (valid for 6 months)..**CARNET DE TRAMITE**

When the Visa is approved, Immigration Office issues **permanent residency card.**

**PANAMANIAN CEDULA**

**Panama Self Economic  
Solvency Visa**

“Provisional Processing Card” and Multiple Entry-Exit Visa (valid for 6 months) ..**CARNET DE TRAMITE**

When the Visa is approved, Immigration Office issues **residency card by 2 year.**

Upon expiration of this term, a second request may occur, to opt for permanent residence.

“Provisional Processing Card” and Multiple Entry-Exit Visa (valid for 6 months) ..**CARNET DE TRAMITE**

When the Visa is approved, Immigration Office issues **permanent residency card.**

**PANAMANIAN CEDULA**


# New programs to obtain residency in Panama



# Qualified Investor





- ▶ Investment of US\$300,000.00 personally or as a legal entity in real estate (after October 2022 increases to US\$500,000.00).
  - ▶ Investment of US\$500,000.00 personally or as a legal entity in securities.
  - ▶ Investment in Time Deposit for US\$750,000.00 for a period of 5 years.
- 

# Special conditions

1. It is possible to apply for residency with no need for the foreigner to be in Panamanian territory.
2. The process does not require a process card.
3. The resolution approving the residency is issued in approximately 1 month.
4. The payments for the presentation of this visa are:
  - Check for U\$5,000.00 in favor of the National Treasury.
  - Check for US\$ 5,000.00 in favor of the National Immigration Service.
  - In the case of dependents, you pay for each one:
    - US\$1000 in favor of the National Treasury.
    - US\$ 1000 in favor of the National Immigration Service.

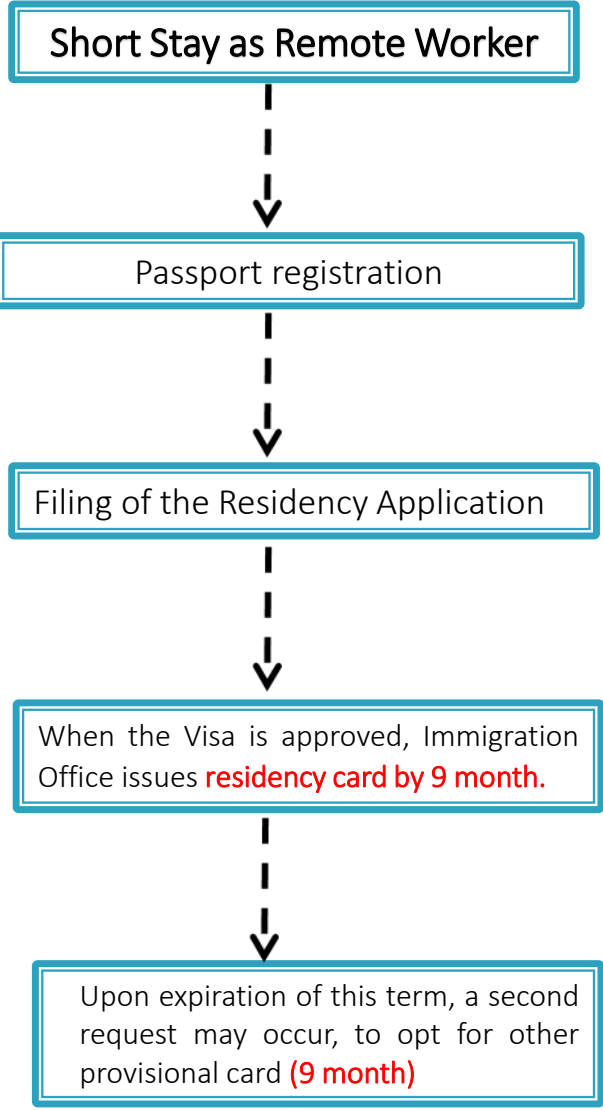
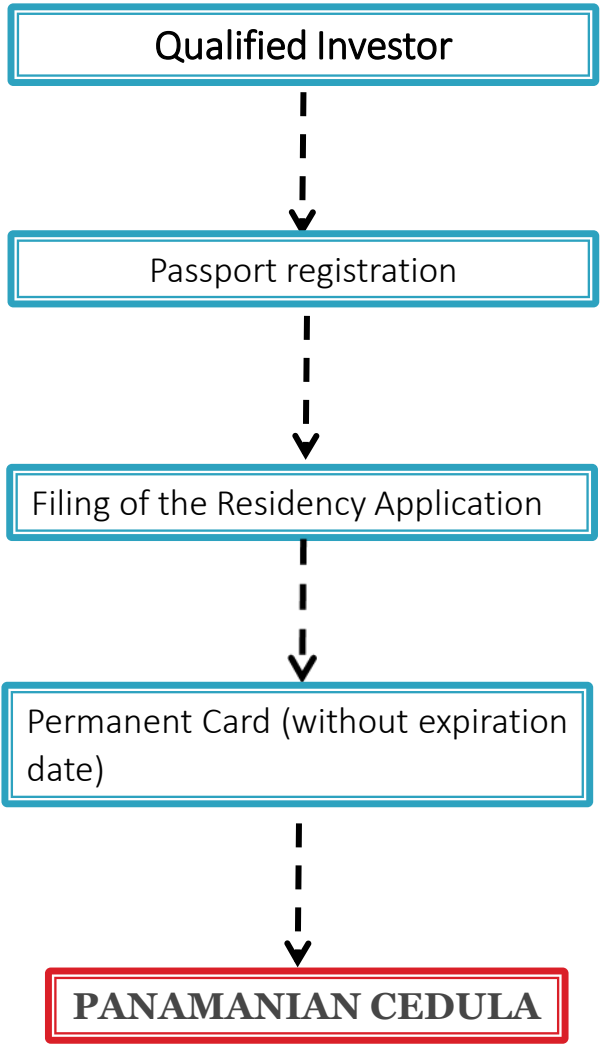
# Short Stay as Remote Worker



# Requirements

This type of provisional residence is granted for a maximum of 9 months and can be extended for the same term.

- ▶ Health insurance policy
- ▶ Certification of existence in your country of origin or in Panama.
- ▶ Employment Letter
- ▶ Letter of Responsibility issued by the contracting company
- ▶ Affidavit of the Applicant that he/she is not doing business in the Republic of Panama.
- ▶ Payment of US\$250.00 in favor of the National Treasury.



# ELECTORAL COURT // CEDULA

Once the applicant obtains indefinite residency in the Republic of Panama, he/she may opt for the Panamanian cedula.

## For this you need :


1. Document from the National Immigration Service where it issues the emission authorization.
2. Copy of indefinite ID card.
3. Show up on the day and time assigned by the authority and the photo of the identification card is taken.



# Requirements to bring pets into Panama

1. Vaccination Certificate provided by your veterinarian, stating that your pet does not have rabies. The last injection must have been given at least 30 days and no more than 12 months before entering Panama.
2. Health certificate issued by a veterinarian, stating that your pet is free of diseases, which must be issued within the last 10 days prior to the trip.
3. The health and vaccination certificates must be certified by the USDA, who have offices throughout the United States of America.
4. These certificates issued by the veterinarians and the USDA must then be authenticated by the Panamanian Embassy or Consulate or apostilled by the U.S. Government or the Secretary of State.
5. You may also send them to the nearest Panamanian Embassy or Consulate by courier with the return envelope and a check for Thirty (\$30) U.S. Dollars for payment of their fees.

# Requirements to bring pets into Panama

7. Certificate of origin stating the place of birth of your pet.
  8. Completion of the Import Form (You can get it at the Health Department of the Panama Airport or at the Quarantine Department).
  9. The Panama Airport Health Department will review the documents and check your pet. The veterinary service will be available at the Airport only on weekdays from 9:00am to 3:00pm and from 7:00pm to 10:00pm. If your flight arrives in Panama during the weekend or at times when the veterinarians are not providing their services, you may make arrangements for the veterinarian to be present at the time of your arrival. These arrangements must be channeled through the Ministry of Health of Panama or through the Ministry of Agriculture of Panama. In this case you will have to pay an additional fee for requesting the presence of a veterinarian outside of their service hours. If you are not willing to make such arrangements, then you must leave your pet at the Airport Facilities until the Veterinarian is on duty.
  10. If your pet is in quarantine, you must pay the amount of Ten (\$10) Dollars per day to the Ministry of Health of Panama, during the forty (40) days.
- 



# Requirements to bring pets into Panama

10. The option of Home in Quarantine in Panama, is an alternative available to people whose pets must remain inside their home, without leaving during the corresponding forty (40) days and the cost of it would be of One Hundred and Thirty (\$130) Dollars. This requirement must be made to the Ministry of Health of Panama at least fourteen (14) days prior to their arrival in Panama. The request must include date of arrival, flight number, schedule, pet information, name and passport number of the owner and the duration of the pet's stay in Panama.

11. One hundred and forty-six (\$146) U.S. Dollars must be paid for Quarantine expenses at the Panamanian National Bank, located on the second floor of the Tocumen International Airport between the hours of 06:00 am and 10:00 pm.

12. DYou must present the bank receipt, as well as the rest of the documentation to the veterinarian at the Quarantine Department of the Tocumen International Airport in Panama in order to recover your pet.

# Exotic Pets

(Birds, Reptiles, etc.)

- Health Certificate issued by a Veterinarian Doctor.
- Export Authorization issued by CITES (Convention on International Trade of Endangered Species of Flora and Fauna). Your veterinarian should refer you to the corresponding agency in your country to put you in contact with them.
- Letter of request addressed to the Director of National Patrimony and the National Environmental Authority.

This letter should include the following information:

1. Species name (common or scientific name), age, other relevant information.
2. Country of export.
3. Panama as Country of import.
4. Sanitary Certificate and Authorization issued by CITES.

# THANK YOU

Roberto I. Guardia R.

[rig@guaguanco.com.pa](mailto:rig@guaguanco.com.pa)

Cellphone: (507) 6612-5429

